



LIFESPAN
FITNESS



2023 CATALOGUE



CARDIO

TREADMILLS	3
TREADMILL DESK & WORKSTATIONS	9
UPRIGHT EXERCISE BIKES	11
SPIN BIKES	13
RECUMBENT BIKES	15
STEP MACHINES	16
ELLIPTICAL CROSS TRAINERS	17
MAGNETIC ROWING MACHINES	18
WATER RESISTANCE ROWING MACHINES	18
EQUIPMENT ACCESSORIES	19

FitLink
A free app that allows you to sync, record and manage workout data on your phone.¹

Kinomap
Control your training by tracking complete fitness stats and goals. Improve your workout experience by training on various tracks around the world and watch coaching videos.²

ZWIFT
Immerse yourself and chase goals with structured workouts, virtual races, and your very own virtual community curated by top coaches worldwide.²

Check product description for compatible units.

GET IT ON Google Play | Download on the App Store | Apple Health Compatible

¹ Compatible with Android or iOS devices.
² Paid subscription may be required. See app website for device compatibility.


PURSUIT TREADMILL

LFTM-PURSUIT3

- 2.25 CHP EverDrive® H3X Brushless Motor
- DuraGrip® AS Running Belt 1200mm x 450mm (L x W)
- ShockControl™ Cushioning System

- 3 LEVELS MANUAL INCLINE
- 1.0 TO 16KM/H SPEED
- LARGE BACKLIT LCD DISPLAY

FITLINK ENABLED



PURSUIT MAX TREADMILL

LFTM-PURSUITMAX

- 2.5 CHP EverDrive® H4X Brushless Motor
- DuraGrip® AS Running Belt 1300mm x 480mm (L x W)
- ShockControl™ Cushioning System

- CONNECT VIA BLUETOOTH
- 1.0 TO 16KM/H SPEED
- LCD DISPLAY

FITLINK ENABLED




BOOST-R TREADMILL

TMBOOSTR

- 2.75 CHP EverDrive® H5 Motor
- DuraGrip® AS belt 1300mm x 450mm (L x W)
- ShockControl™ Advanced Cushioning System

- 18 LEVELS AUTO INCLINE
- 1.0 TO 18 KM/H SPEED
- FULL COLOUR 7" LCD DISPLAY
- VIDEO AND MUSIC PLAYBACK

FITLINK ENABLED




APEX TREADMILL

TMAPEX

- 3.25 CHP EverDrive® H6 Motor
- DuraGrip® AS belt 1400mm x 510mm (L x W)
- ShockControl™ Advanced Cushioning System

- 18 LEVELS AUTO INCLINE
- 1.0 TO 18 KM/H SPEED
- FULL COLOUR 7" LCD DISPLAY
- VIDEO AND MUSIC PLAYBACK

FITLINK ENABLED



VIPER TREADMILL

TMVIPERM3

- 3.75 CHP EverDrive® H7 Motor
- Adv. running deck (1500mm x 520mm)
- Wireless heart rate chest strap
- ShockControl™ Advanced Cushioning



22 LEVELS AUTO INCLINE




1.0 TO 20 KM/H SPEED



EKG HAND PULSE SENSORS


Experience the cutting edge of running tech with the high-performance Viper. This luxe fitness machine with serious training capabilities features the 3.75 CHP EverDrive® H7 Motor and spacious DuraGrip® Ultra commercial belt to suit any stride length or foot size.



Assembled size: 195cm x 88cm x 150cm (L x W x H)

FITLINK ENABLED

SHOCKCONTROL™
ADVANCED CUSHIONING



COMMERCIAL GRADE RUNNING BELT

Commercial grade running belt that is designed to last longer than your standard treadmill belt. Five layers to provide superior grip, noise reduction and essential shock absorption during use.



IMPACT CUSHIONING SYSTEM

The ShockControl™ System provides a balance of cushioning and stability for a better quality workout. Protect your knees and joints during workouts with a combination of suspension points, impact absorbing running board and PentaLayer™ treadmill belt.



SAVE SPACE WITH HYDRAASSIST®

HydraAssist® creates a simple and effortless way to fold up your treadmill, and a soft-drop mechanism when unfolding your treadmill. Once folded, our Treadmill features transportation wheels for easy mobility.

MARATHON COMMERCIAL SMART TREADMILL



TMMARATHON

- 4.0 CHP AC EverDrive® H7 AC Motor
- DuraGrip® Ultra belt
1520mm x 560mm (L x W)
- PentaLayer™ 5-layer commercial belt
- Interactive display with workout programs
- WiFi connectivity

- 20 LEVELS AUTO INCLINE, 7.5 MAX DEGREE
- 1.0 TO 20 KM/H SPEED
-

The ultimate treadmill, the Marathon delivers a top of the range running experience with its robust commercial components coupled with an intelligent display system on an impressive 15.6" LCD display. Cutting edge technology allows you to play videos and music to keep you entertained during your training sessions. With features like screen mirroring, 4.0 CHP EverDrive AC Motor and PentaLayer Belt, you'll experience a workout second to none.

Assembled size: 194cm x 89cm x 156cm (L x W x H)

FITLINK ENABLED



SHOCKCONTROL™
ADVANCED CUSHIONING



SCAN QR FOR DEMO VIDEO



COMMERCIAL GRADE RUNNING BELT

The spacious DuraGrip Ultra running belts offers optimal grip, comfort, and durability for long-lasting high-end performance.



COMMERCIAL EVERDRIVE H7AC MOTOR

Keep your treadmill running and running with the innovate motor engineering technology behind EverDrive motors. The commercial grade brushless 4.0 CHP AC Motor offers high torque output for a quieter and smoother run.



INTERACTIVE TOUCH SCREEN DISPLAY

Stay connected during your workout with media streaming functions on the 15.6-inch HD LCD display including Bluetooth, Netflix, Youtube, Shopify and social media platforms.

CORSAIR FREERUN 100 CURVED TREADMILL

TMCORSAIRFR100

- Commercial grade running slat belt 1700mm x 440mm (L x W)
- Curved running belt design
- High Intensity Interval Training (HIIT)



UNLIMITED SPEED



REDUCE CARBON FOOTPRINT



LCD DISPLAY



▶ SCAN QR FOR DEMO VIDEO



CORSAIR FREERUN 105 CURVED TREADMILL

LFTM-CFR-105

- Commercial grade running slat belt 1700mm x 440mm (L x W)
- Curved running belt design
- User Controlled Pace



UNLIMITED SPEED



REDUCE CARBON FOOTPRINT



LCD DISPLAY



▶ SCAN QR FOR DEMO VIDEO



CORSAIR FREERUN 200 CURVED TREADMILL

TMCORSAIRFR200

- Magnetic free-run system
- Self-generator powers display
- Running deck 1600mm x 480mm (L x W)
- 13mm belt thickness



4 LEVELS OF MANUAL RESISTANCE



UNLIMITED SPEED



LCD DISPLAY



ECO-FRIENDLY MOTOR-LESS SYSTEM



▶ SCAN QR FOR DEMO VIDEO



Curved Running Belt Design



Adjustable Resistance



Workout Data at a Glance



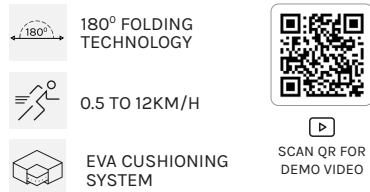
V-FOLD TREADMILL WITH SMARTSTRIDE

LFTM-VFOLD

With a 60% slimmer design and smart folding features, the V-FOLD folds 180° for space saving storage options.

- 1.25 CHP EverDrive® H4X Brushless Motor
- DuraGrip® AS belt 1200mm x 440mm (L x W)
- ShockControl™ Cushioning System

*Recommended to work with ErgoDesk



Space Saving Design



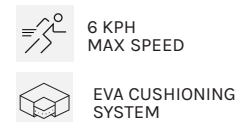
WALKINGPAD™ M2 TREADMILL

LFTM-WPADM2

With a sleek and compact design, simply fold 180° for convenience and space saving storage

- 1.0 CHP EverDrive® H4X Brushless Motor
- DuraGrip® AS belt 1200mm x 400mm (L x W)
- ShockControl™ Cushioning System

*Recommended to work with ErgoDesk



180° Folding Technology

REFORMER TREADMILL

TMREFORMER

- 2.25 CHP EverDrive® H3 Motor
- DuraGrip® AS belt 1200mm x 400mm (L x W)
- ShockControl™ Advanced Cushioning System
- Hand rails for safety
- Lowest Speed of 0.3km/h



12 LEVELS AUTO INCLINE



0.3 TO 14 KM/H SPEED



EKG HAND PULSE SENSORS



▶ SCAN QR FOR DEMO VIDEO



TORQUE 3 TREADMILL

TMTORQUE3

- 4.0 CHP EverDrive® H6 Motor
- DuraGrip® AS belt 1300mm x 540mm (L x W)
- ShockControl™ Advanced Cushioning System



20 LEVELS AUTO INCLINE



1.0 TO 18 KM/H SPEED



EKG HAND PULSE SENSORS



▶ SCAN QR FOR DEMO VIDEO



TREADMILL SAFETY KEY

TMSAFETYKEY-GENERIC

- 30mm diameter key
- Total length 1.0m



SILICONE SPRAY

SILSPRAY

- Lubricate your treadmill running deck with our recommended multi-purpose silicone spray.
- 300g NET / 509ml



EQUIPMENT MAT 1.5M / 2.0M

MATTREADMILL / MATEXEREQUIP

- Protects your equipment and floor
- Comes in 200cm x 100cm or 150cm x 100cm
- Great for treadmills, cross trainers, spin bikes and more.
- 4mm Thick


ERGODESK AUTOMATIC STANDING DESK


LFDK-EDKOB-150
LFDK-EDKOB-180
LFDK-EDKWB-150
LFDK-EDKWB-180

OB = OAK | WB = WHITE

Our dynamic ErgoDesk (Oak/White) 150cm and 180cm is designed to add variety and comfort to your days at the desk. A versatile work-station, with easy automatic height adjustments.

- 2x Table Cord Grommet
- Automatic Height Adjustments
- 3 Preset Height Levels customised to your needs

 70CM TO 118CM
ADJUSTABLE HEIGHT RANGE

 CHOOSE BETWEEN 150CM
AND 180CM DESK SIZES

 TABLETOP AVAILABLE
IN OAK AND WHITE



 SCAN QR FOR
DEMO VIDEO



LFDK-EDK-06

ErgoDesk Height Adjustable Under Desk
Cable Management Tray (100cm)



DUAL MOTORS

Work smarter, not harder with dual motors. Adjust your workspace quickly and efficiently, time and time again.



INTELLIGENT COLLISION DETECTION

Keep your desk and surroundings protected with built in sensor technology that automatically stops the moving desk when it feels an obstacle in its way. Minimum height of 70cm to a maximum of 118cm.



HEAVY DUTY MATERIALS

The ErgoDesk frame is built from solid, industrial steel, with a large and stable footprint. The table top is made from high-density fiberboard with a fireproof surface and smooth matte finish.



CYCLESTATION MINI EXERCISE BIKE

LFCR-CYCLESTN2

- Extendable LCD monitor to show stats
- Fits under desks



2.5KG HEAVY DUTY
MAGNETIC FLYWHEEL



8 LEVELS OF
RESISTANCE



COMPACT

*Recommended to work with ErgoDesk

CYCLESTATION 3 UNDER DESK EXERCISE BIKE

LFEX-CLSTN3

- LCD Computer Display
- Smooth and silent belt transmission

*Recommended to work with ErgoDesk



5KG HEAVY DUTY
MAGNETIC FLYWHEEL



8 LEVELS OF
RESISTANCE




EXER-11 FOLDING EXERCISE BIKE

EXER11

- Variable manual resistance, 8 levels
- 3-piece forged steel crank
- Adjustable seat height

 EASY FOLD-UP DESIGN

 8 LEVELS ADJUSTMENT SYSTEM

 MAGNETIC HEAVY DUTY CAST IRON FLYWHEEL



 SCAN QR FOR DEMO VIDEO



EXER-58 EXERCISE BIKE

EXER58

- Variable manual resistance, 8 levels
- 3-piece crank
- Saddle vertically and horizontally adjustable

 HEAVY DUTY MAGNETIC FLYWHEEL

 SMOOTH AND SILENT BELT TRANSMISSION

 8 LEVELS OF MANUAL RESISTANCE



 SCAN QR FOR DEMO VIDEO



EXER-80 EXERCISE BIKE

EXER80

- Variable automatic resistance, 16 levels
- Smooth belt drive system
- 3-piece crank
- 4-way saddle adjustment
- 16 workout programs

 6KG HEAVY DUTY MAGNETIC FLYWHEEL

 PULSE SENSORS


 16 LEVELS COMPUTERISED MAGNETIC TENSION



EXC-100 COMMERCIAL EXERCISE BIKE

LFEX-EXC100

- Variable automatic resistance, 32 levels
- 3-piece forged steel crank
- Commercial Grade Frame
- 4-way saddle adjustment
- 12 workout programs
- Large LCD Display

 7KG HEAVY DUTY MAGNETIC FLYWHEEL

 PULSE SENSORS

 32 LEVELS COMPUTERISED MAGNETIC TENSION



EXER-90H EXERCISE AIR BIKE

EXER90H

- Dynamic Air Resistance, 25" Steel Fan
- Dual Action works both arms and legs
- 4-way Saddle Adjustment
- Dynamic rotating crank (Forged Steel)



AIR RESISTANCE SYSTEM



25" DIAMETER STEEL FAN



4-WAY ADJUSTABLE SEAT



SCAN QR FOR DEMO VIDEO



EXC-10H COMMERCIAL EXERCISE AIR BIKE

EXC10H

- Dynamic Air Resistance, 27.5" Steel Fan
- Dual Action works both arms and legs
- 4-way Saddle Adjustment
- Dynamic rotating crank (Forged Steel)
- Commercial Grade Aluminium Seat Post



AIR RESISTANCE SYSTEM



27.5" DIAMETER STEEL FAN



4-WAY COMMERCIAL GRADE ADJUSTABLE SEAT



V-CYCLE SMART EXERCISE BIKE POWERED WITH NEOWATT™

LFEX-VCYCLE

- Compatible with popular cycling apps including Zwift, Peloton (IOS only), Kinomap and more
- Variable automatic resistance, 80 levels
- Large iOS display
- 4-way saddle adjustment
- Bluetooth
- SPD Pedals



6KG HEAVY DUTY FLYWHEEL



80 LEVELS COMPUTERISED MAGNETIC TENSION



PULSE SENSORS

SP-310 SPIN BIKE

LFEX-SP310-M2

- Aluminum alloy pedals with toe clips
- 4-way adjustable seat
- 128cm x 120cm (L x H) steel frame



▶ SCAN QR FOR DEMO VIDEO



SP-460 SPIN BIKE

LFEX-SP460-M2

- Aluminium alloy pedals with toe clips
- 4-way adjustable seat
- 128cm x 120cm (L x H) steel frame



FITLINK ENABLED



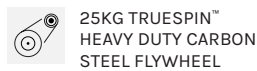
▶ SCAN QR FOR DEMO VIDEO



SP-870 SPIN BIKE

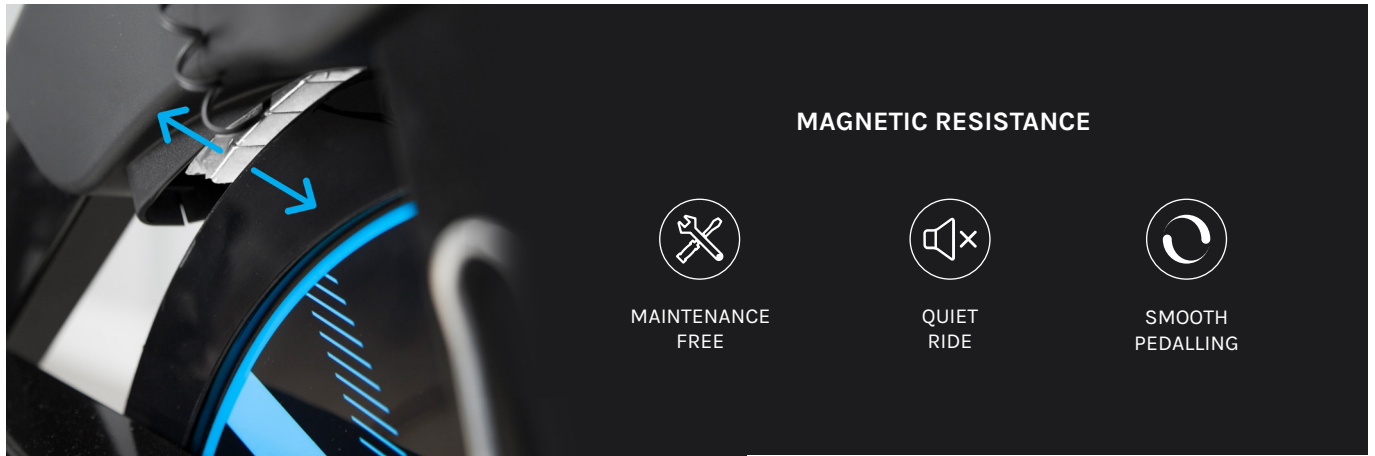
LFEX-SP870-M3

With commercial grade components the SP-870 (M3) Spin Bike offers increase strength and stability for a premium cycling experience.



▶ SCAN QR FOR DEMO VIDEO





MAGNETIC RESISTANCE



MAINTENANCE FREE



QUIET RIDE



SMOOTH PEDALLING

SM-100 MAGNETIC SPIN BIKE

SM100

- 3-piece forged steel crank
- Multi-functional LCD display
- 108cm x 119cm (L x H) steel frame



13KG HEAVY DUTY CAST IRON FLYWHEEL



8 LEVELS ADJUSTABLE MAGNETIC RESISTANCE



SMOOTH BELT DRIVETRAIN



▶ SCAN QR FOR DEMO VIDEO



SM-410 MAGNETIC SPIN BIKE

LFEX-SM410

- 3-piece forged steel crank
- Multi-functional LCD display
- 128cm x 120cm (L x H) steel frame



18KG HEAVY DUTY CAST IRON FLYWHEEL



MANUAL ADJUSTABLE MAGNETIC RESISTANCE



SMOOTH BELT DRIVETRAIN

FITLINK ENABLED



▶ SCAN QR FOR DEMO VIDEO



SM-700 MAGNETIC SPIN BIKE

LFEX-SM700

- Quiet and smooth magnetic resistance
- Multi-functional LCD display
- 138.5cm x 123cm (L x H) steel frame
- SpeedLock™ Quick Seat Adjustments



18KG TRUESPIN™ HEAVY DUTY FLYWHEEL



MANUAL ADJUSTABLE MAGNETIC RESISTANCE



HEAVY DUTY BELT DRIVETRAIN



SM-800 MAGNETIC SPIN BIKE

LFEX-SM800

- Quiet and smooth magnetic resistance
- Multi-functional LCD display
- 133cm x 115cm (L x H) steel frame
- SpeedLock™ Quick Seat Adjustments



22KG TRUESPIN™ HEAVY DUTY FLYWHEEL



MANUAL ADJUSTABLE MAGNETIC RESISTANCE



HEAVY DUTY BELT DRIVETRAIN



▶ SCAN QR FOR DEMO VIDEO





RC-300 RECUMBENT BIKE

RC300

- Variable automatic resistance, 16 levels
- 15 workout programs
- Adjustable seat length
- Large LCD display

 6KG HEAVY DUTY CAST IRON MAGNETIC FLYWHEEL

 IPAD/TABLET/BOOK STAND

 PULSE SENSORS

  SCAN QR FOR DEMO VIDEO



iPad Stand




Ergonomic Comfort Seat

RC-81 RECUMBENT BIKE

RC81

- Variable manual resistance, 10 levels
- Adjustable seat length
- Large LCD display

 5KG HEAVY DUTY CAST IRON MAGNETIC FLYWHEEL

 IPAD/TABLET/BOOK STAND

 PULSE SENSORS




RBX-100 COMMERCIAL RECUMBENT BIKE

LFRB-RBX100

- Variable automatic resistance, 32 levels
- 3-piece forged steel crank
- Commercial Grade Frame
- Quick Release Seat adjustments
- 12 workout programs
- Large LCD Display

 7KG COMMERCIAL GRADE MAGNETIC FLYWHEEL

 BELT DRIVETRAIN

 32 LEVELS OF RESISTANCE



ST-14 VERTEX STAIR CLIMBER



BACKLIT LCD DISPLAY

ST14VERTEX

Achieve your fitness goals with a complete cardio and strength workout with the Vertex Stair Climber. Features a steep, wide step and a big range of speeds to set your pace.



COMMERCIAL GRADE STEP MACHINE



STEP RANGE: 24 TO 164 STEPS/MIN



HIGH QUALITY STEEL



SCAN QR FOR DEMO VIDEO



THE ICONIC STEP MACHINE

Experience the commercial grade step machine with revolving stairs to create a workout similar to true stair climbing.



REAL WORKOUT FOR REAL RESULTS

Burn calories as you boost the intensity by increasing steps per minute. Up to a maximum of 164 steps per minute can be achieved for a tough and vigorous workout.



LARGE LCD WITH DEVICE STAND

Keep track of your workout with the large, commercial grade LCD. With an integrated iPad/Tablet/Device stand, you'll be able to keep yourself entertained during workouts.

X-02 HYBRID CROSS TRAINER

X02

- Hybrid exercise bike and cross trainer
- Belt drivetrain
- Easy to read LCD display
- Bonus dumbbells and resistance bands

-  28CM STRIDE LENGTH
-  MANUAL ADJUSTABLE MECHANICAL RESISTANCE
-  EKG HAND PULSE SENSORS
-  REVERSIBLE MOTION




X-22 CROSS TRAINER

X22

- Variable automatic resistance, 16 levels
- 24 workout programs
- Silent belt drivetrain
- Built-in pulse sensors
- Large LCD display

-  36CM STRIDE LENGTH
-  16 LEVELS OF AUTO RESISTANCE
-  EKG HAND PULSE SENSORS
-  REVERSIBLE MOTION




X-41 CROSS TRAINER

X41

- 8kg Heavy duty magnetic resistance flywheel
- 18 workout programs
- LCD computer display
- Built-in pulse sensors
- Music plug-in

-  46CM STRIDE LENGTH
-  16 LEVELS OF AUTO RESISTANCE
-  EKG HAND PULSE SENSORS
-  REVERSIBLE MOTION





FITLINK ENABLED



XT-39 CROSS TRAINER

LFCT-XT39

- Variable automatic resistance, 16 levels
- 10 workout programs
- Foldable Frame
- LCD computer display
- Natural stride with front drive elliptical

-  50CM STRIDE LENGTH
-  16 LEVELS OF AUTO RESISTANCE
-  EKG HAND PULSE SENSORS
-  HEAVY DUTY 8KG FLYWHEEL





FITLINK ENABLED



XT-40 ASCENDER INCLINE CROSS TRAINER

XT40

- Variable automatic resistance, 16 levels
- Heavy duty cast iron magnetic flywheel
- Large foot plates to secure foot during use
- 21 Workout Programs
- Backlit large LCD touch screen
- Natural stride with front drive elliptical

-  5 LEVELS OF ADJUSTABLE INCLINE
-  HEAVY DUTY 7KG FLYWHEEL
-  50CM STRIDE LENGTH
-  VARIABLE AUTOMATIC RESISTANCE






MAGNETIC ROWING MACHINES

ROWER-445 MAGNETIC ROWING MACHINE

ROWER445

- Variable manual resistance, 16 levels
- 18kg/f max resistance tested
- Quiet drivetrain
- Commercial quality rollers
- Multi-functional LCD display
- Contoured comfortable seat

-  HEAVY DUTY CAST IRON FLYWHEEL
-  FOLDABLE FOR EASY STORAGE
-  16 LEVEL MAGNETIC TENSION CONTROL







▶ SCAN QR FOR DEMO VIDEO



ROWER-605 MAGNETIC ROWING MACHINE

ROWER605

- Variable automatic resistance, 16 levels
- 39Kg/F max resistance tested
- Quiet drivetrain
- Commercial quality rollers
- Multi-functional LCD display
- Contoured comfortable seat
- 18 workout programs
- Includes Wireless HR Transmitter

-  HEAVY DUTY CAST IRON FLYWHEEL
-  FOLDABLE FOR EASY STORAGE
-  16 LEVEL MAGNETIC RESISTANCE
-  HEART RATE CONTROL






▶ SCAN QR FOR DEMO VIDEO



ROWER-801F AIR & MAGNETIC COMMERCIAL ROWING MACHINE

LFRW-ROWER801F

- Hybrid Air & Adjustable Magnetic Resistance
- Variable automatic resistance, 16 levels
- Belt Drivetrain
- Tablet holder
- Compatible with Heart Rate monitor
- Contoured comfortable seat

-  DYNAMIC RESISTANCE
-  HEART RATE CONTROL
-  16 LEVEL MAGNETIC TENSION CONTROL






WATER RESISTANCE ROWING MACHINES

ROWER-700 WATER RESISTANCE ROWING MACHINE

ROWER700

- Belt drivetrain
- Multi-functional LCD display
- Store in an upright position

-  WATER RESISTANCE SYSTEM
-  REALISTIC ROWING FEEL
-  DYNAMIC RESISTANCE






▶ SCAN QR FOR DEMO VIDEO



ROWER-750 WATER RESISTANCE ROWING MACHINE

ROWER750

- Timber look to fit any decor
- Belt drivetrain
- Multi-functional LCD display
- Store in an upright position
- Contoured rowing seat

-  DYNAMIC RESISTANCE
-  SMOOTH AND EXPONENTIAL RESISTANCE
-  TIMBER FRAME



▶ SCAN QR FOR DEMO VIDEO



WIRELESS HEART RATE MONITOR

CHESTSTRAPG1

- Compatible with 5.3khz Frequency Devices
- Fasten Securely
- Greater Accuracy
- Comfortable Design



EXERCISE MAT BLACK 15MM

MATYOGA15BLK

Lifespan Fitness Black Yoga/Pilates Mat is a great accessory, perfect for any type of work or stretching routine, pilates, gymnastics and any sort of general fitness.


Assembled size:
180cm x 60cm x 1.5cm (L x W x H)



FOAM ROLLER

ROLLEREVAFOAM60 / ROLLERFOAM90

- Comes in a Grid Pattern 60cm or EVA Foam 90cm
- 15cm Diameter



COMFORT SPORT SPIN BIKE SADDLE

LFAC-SEATCS-1

- Comfortable Hollow Design
- Elastomer Suspension
- Angle Adjustable & Micro Adjust on rails
- Designed to fit standard seat posts
- Compatible with most Lifespan Fitness Spin and Exercise Bikes



EXERCISE BIKE PHONE & TABLET HOLDER

LFAC-EBPHLDR2

- Holds devices up to 22cm tall
- 360 Degrees Rotation
- Fits handlebar tubing diameter from 15mm - 30mm



2-IN-1 SPIN BIKE PEDALS (SPD COMPATIBLE)

LFAC-PEDDSSPD-1


- Compatible with Shimano SPD
- High Quality Bearings
- Fits 9/16" Threaded Cranks
- Aluminium Construction with CRMO 14mm Axle



EQUIPMENT COVERS

Our covers are great for keeping dust and unwanted debris away from your fitness equipment.

- Made from reliable polyester fabric.
- Resistant to most chemicals, stretching and shrinking, wrinkle resistant, mildew and abrasion resistant



EQUIPMENT COVERS	MEASUREMENTS (L X W X H)
Universal S/M Treadmill Cover TMCOVER-S	100cm x 59cm x 146cm
Universal L/XL Treadmill Cover TMCOVER-L	120cm x 85cm x 160cm
Universal Exercise Bike Cover COVEREB	115cm x 57cm x 148cm
Universal Spin Bike Cover COVERSB	130cm x 52cm x 125cm
Universal Cross Trainer Cover COVERCT	172cm x 64cm x 145cm
Universal Recumbent Bike Cover COVERRB	170cm x 66.5cm x 110cm

Lifespan Fitness makes every effort to maintain the accuracy and quality of the information provided on this catalogue. However, Lifespan Fitness cannot guarantee and assumes no legal liability or responsibility for the accuracy or completeness of the information provided. The information contained on this catalogue is for general guidance only.

The copyright of all content on this catalogue is owned by Global Fitness and Leisure and/or the various manufacturers of our equipment. No part of the Lifespan Fitness catalogue may be changed, reproduced, stored in or transmitted on any website or medium without the prior written permission of Lifespan Fitness. Requests to republish any material must be sent to info@lifespanfitness.com.au.